



BANGA, AKLAN - HSWG Partner Reporting

Recovery Shelter Activities (as of 06-OCT-2014)

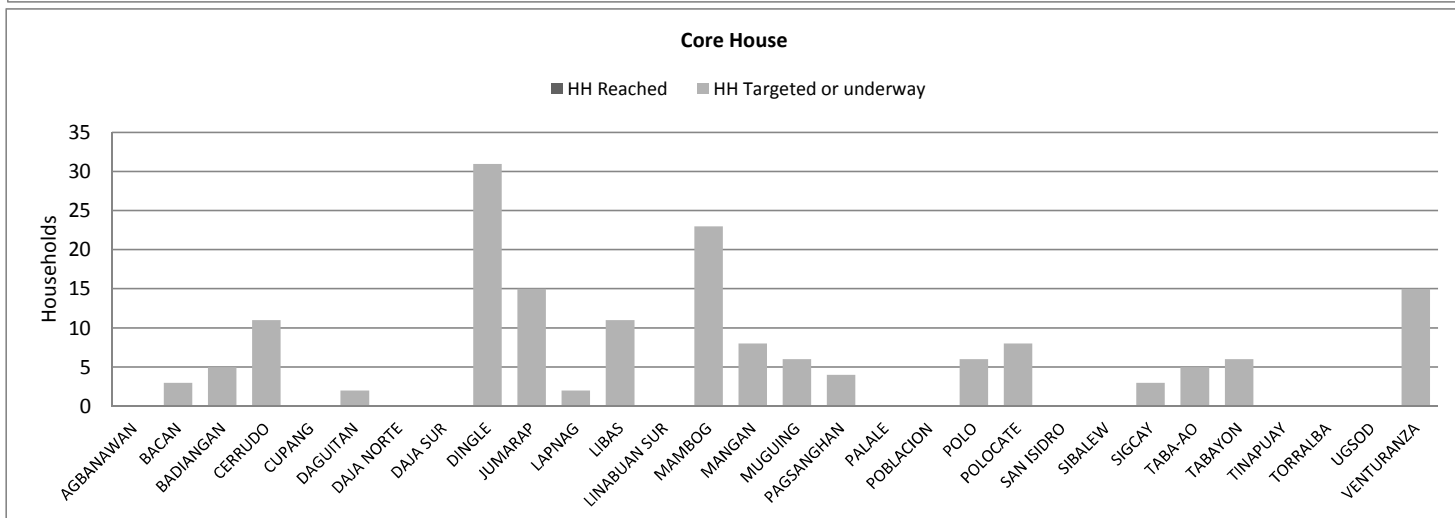
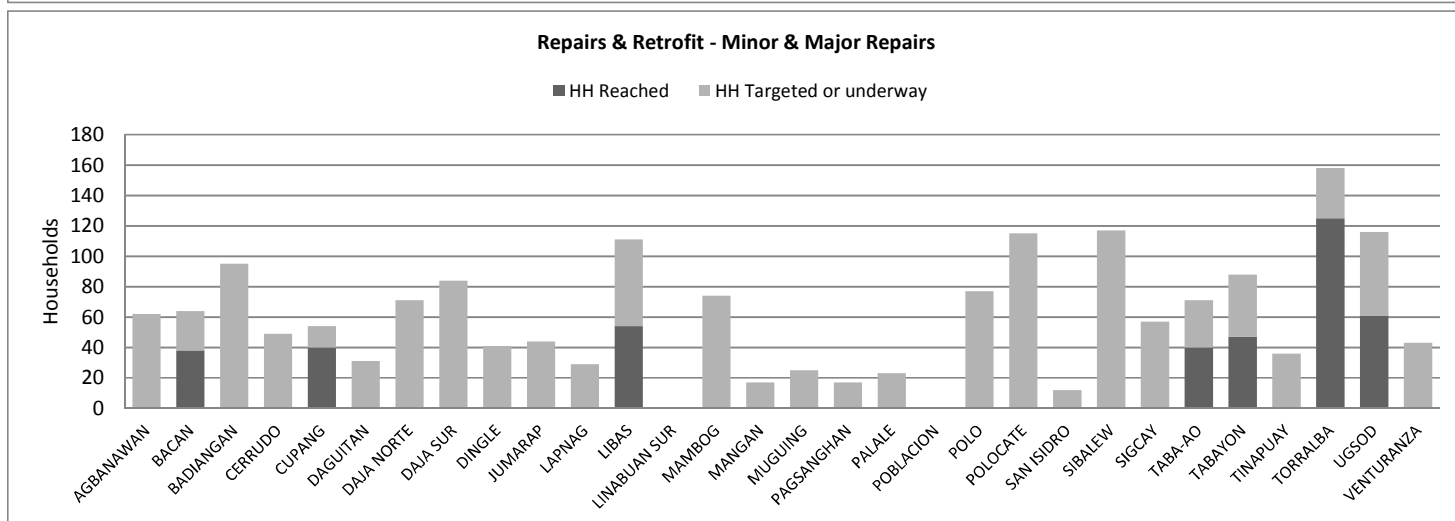
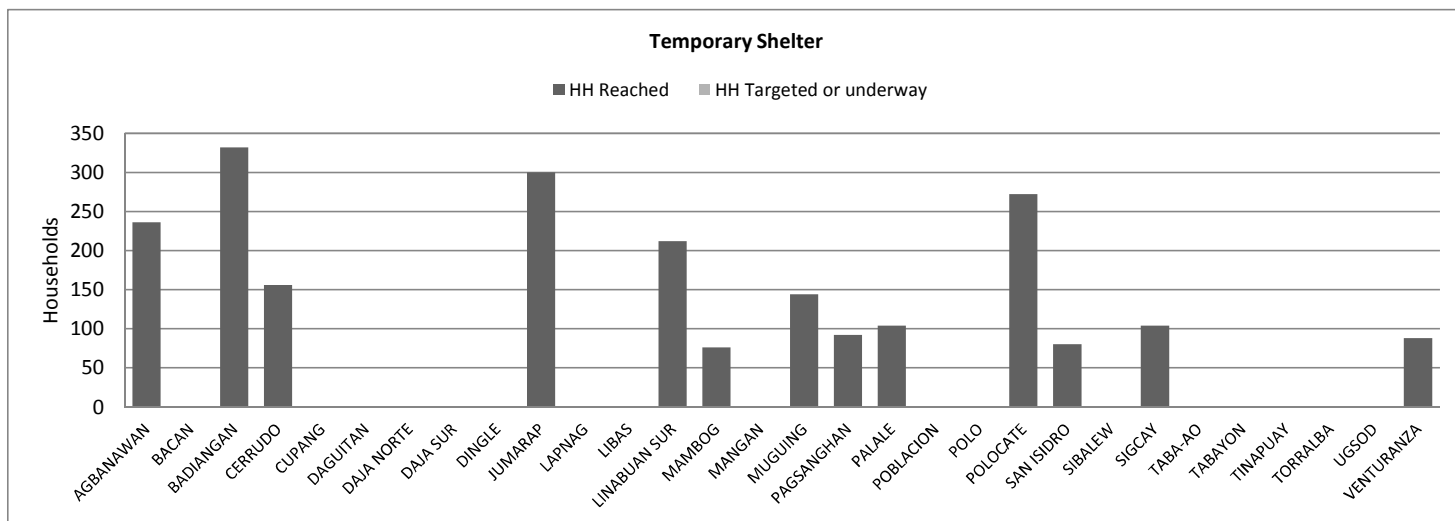
The graphs shown below represent the sum of households who have received (HH reached) or who will receive (HH targeted or underway) recovery shelter support by HSWG partner agencies. Numbers reached are those reported to the HSWG by 6th October 2014. Household number do not represent the total needs by Barangay - for this, consult with relevant Barangay or Municipality. PLEASE NOTE - scale differs in each graph.

For explanation of intervention types, please see Shelter Cluster Recovery guidelines:

<https://www.sheltercluster.org/Asia/Philippines/Typhoon%20Haiyan%202013/Documents/Recovery%20Shelter%20Guidelines.pdf>

The full data set of HSWG data can be found here:

<https://www.sheltercluster.org/Asia/Philippines/Typhoon%20Haiyan%202013/Documents/20141003%20HSWG%20Database%20for%20website.xlsx>





BANGA - HSWG Partner reporting

Recovery Shelter activities (as of 06-OCT-2014)

Interventions By AGENCIES

The data shown below represent the sum of households who have received (HH reached) or who will receive (HH targeted or underway) recovery shelter support by HSWG partner agencies. Numbers reached are those reported to the HSWG by 6th October 2014. The full data set of HSWG data can be found [here](https://www.sheltercluster.org/Asia/Philippines/Typhoon%20Haiyan%202013/Documents/20141003%20HSWG%20Database%20for%20website.xlsb):

<https://www.sheltercluster.org/Asia/Philippines/Typhoon%20Haiyan%202013/Documents/20141003%20HSWG%20Database%20for%20website.xlsb>

Agency	Temporary Shelter		Repairs & Retrofit		Core House		Permanent House		Total HH Reached	Total HH Targeted
	HH Reached	HH Targeted	HH Reached	HH Targeted	HH Reached	HH Targeted	HH Reached	HH Targeted		
ADRA Philippines	2,196	2,196							2,196	2,196
IOM			405	405					405	405
PRC - IFRC			0	1,376	0	164			0	1,540
YARP			0	0					0	0
Grand Total	2,196	2,196	405	1,781	0	164			2,601	4,141



BANGA - HSWG Partner reporting

Recovery Shelter activities (as of 06-OCT-2014)

Interventions By BARANGAYS

The data shown below represent the sum of households who have received (HH reached) or who will receive (HH targeted or underway) recovery shelter support by HSWG partner agencies. Numbers reached are those reported to the HSWG by 6th October 2014. The full data set of HSWG data can be found [here](https://www.sheltercluster.org/Asia/Philippines/Typhoon%20Haiyan%202013/Documents/20141003%20HSWG%20Database%20for%20website.xlsx):

<https://www.sheltercluster.org/Asia/Philippines/Typhoon%20Haiyan%202013/Documents/20141003%20HSWG%20Database%20for%20website.xlsx>

Barangay	Temporary Shelter		Repairs & Retrofit		Core House		Permanent House		Total HH Reached	Total HH Target
	HH Reached	HH Target	HH Reached	HH Target	HH Reached	HH Target	HH Reached	HH Target		
AGBANAWAN	236	236	0	62					236	298
BACAN			38	64	0	3			38	67
BADIANGAN	332	332	0	95	0	5			332	432
CERRUDO	156	156	0	49	0	11			156	216
CUPANG			40	54					40	54
DAGUITAN			0	31	0	2			0	33
DAJA NORTE			0	71					0	71
DAJA SUR			0	84					0	84
DINGLE			0	41	0	31			0	72
JUMARAP	300	300	0	44	0	15			300	359
LAPNAG			0	29	0	2			0	31
LIBAS			54	111	0	11			54	122
LINABUAN SUR	212	212	0	0					212	212
MAMBOG	76	76	0	74	0	23			76	173
MANGAN			0	17	0	8			0	25
MUGUING	144	144	0	25	0	6			144	175
PAGSANGHAN	92	92	0	17	0	4			92	113
PALALE	104	104	0	23					104	127
POBLACION										
POLO			0	77	0	6			0	83
POLOCATE	272	272	0	115	0	8			272	395
SAN ISIDRO	80	80	0	12					80	92
SIBALEW			0	117					0	117
SIGCAY	104	104	0	57	0	3			104	164
TABA-AO			40	71	0	5			40	76
TABAYON			47	88	0	6			47	94
TINAPUAY			0	36					0	36
TORRALBA			125	158					125	158
UGSOD			61	116					61	116
VENTURANZA	88	88	0	43	0	15			88	146
Grand Total	2,196	2,196	405	1,781	0	164			2,601	4,141



BANGA - HSWG Partner reporting

Recovery Shelter activities (as of 06-OCT-2014)

Interventions By BARANGAYS & AGENCIES

The data shown below represent the sum of households who have received (HH reached) or who will receive (HH targeted or underway) recovery shelter support by HSWG partner agencies. Numbers reached are those reported to the HSWG by 6th October 2014. The full data set of HSWG data can be found here:

<https://www.sheltercluster.org/Asia/Philippines/Typhoon%20Haiyan%202013/Documents/20141003%20HSWG%20Database%20for%20website.xlsx>

Barangays & Agency	Temporary Shelter		Repairs & Retrofit		Core House		Permanent House		Total HH Reached	Total HH Target
	HH Reached	HH Target	HH Reached	HH Target	HH Reached	HH Target	HH Reached	HH Target		
AGBANAWAN	236	236	0	62					236	298
ADRA Philippines	236	236							236	236
PRC - IFRC			0	62					0	62
BACAN			38	64	0	3			38	67
IOM			38	38					38	38
PRC - IFRC			0	26	0	3			0	29
BADIANGAN	332	332	0	95	0	5			332	432
ADRA Philippines	332	332							332	332
PRC - IFRC			0	95	0	5			0	100
CERRUDO	156	156	0	49	0	11			156	216
ADRA Philippines	156	156							156	156
PRC - IFRC			0	49	0	11			0	60
CUPANG			40	54					40	54
IOM			40	40					40	40
PRC - IFRC			0	14					0	14
DAGUITAN			0	31	0	2			0	33
PRC - IFRC			0	31	0	2			0	33
DAJA NORTE			0	71					0	71
PRC - IFRC			0	71					0	71
DAJA SUR			0	84					0	84
PRC - IFRC			0	84					0	84
DINGLE			0	41	0	31			0	72
PRC - IFRC			0	41	0	31			0	72
JUMARAP	300	300	0	44	0	15			300	359
ADRA Philippines	300	300							300	300
PRC - IFRC			0	44	0	15			0	59
LAPNAG			0	29	0	2			0	31
PRC - IFRC			0	29	0	2			0	31
LIBAS			54	111	0	11			54	122
IOM			54	54					54	54
PRC - IFRC			0	57	0	11			0	68
LINABUAN SUR	212	212	0	0					212	212
ADRA Philippines	212	212							212	212
YARP			0	0					0	0
MAMBOG	76	76	0	74	0	23			76	173
ADRA Philippines	76	76							76	76
PRC - IFRC			0	74	0	23			0	97
MANGAN			0	17	0	8			0	25
PRC - IFRC			0	17	0	8			0	25
YARP			0	0					0	0
MUGUING	144	144	0	25	0	6			144	175
ADRA Philippines	144	144							144	144
PRC - IFRC			0	25	0	6			0	31
PAGSANGHAN	92	92	0	17	0	4			92	113
ADRA Philippines	92	92							92	92
PRC - IFRC			0	17	0	4			0	21
YARP			0	0					0	0
PALALE	104	104	0	23					104	127



BANGA - HSWG Partner reporting

Recovery Shelter activities (as of 06-OCT-2014)

Interventions By BARANGAYS & AGENCIES

The data shown below represent the sum of households who have received (HH reached) or who will receive (HH targeted or underway) recovery shelter support by HSWG partner agencies. Numbers reached are those reported to the HSWG by 6th October 2014. The full data set of HSWG data can be found here:

<https://www.sheltercluster.org/Asia/Philippines/Typhoon%20Haiyan%202013/Documents/20141003%20HSWG%20Database%20for%20website.xlsx>

Barangays & Agency	Temporary Shelter		Repairs & Retrofit		Core House		Permanent House		Total HH Reached	Total HH Target
	HH Reached	HH Target	HH Reached	HH Target	HH Reached	HH Target	HH Reached	HH Target		
ADRA Philippines	104	104							104	104
PRC - IFRC			0	23					0	23
POBLACION										
POLO			0	77	0	6			0	83
PRC - IFRC			0	77	0	6			0	83
POLOCATE	272	272	0	115	0	8			272	395
ADRA Philippines	272	272							272	272
PRC - IFRC			0	115	0	8			0	123
SAN ISIDRO	80	80	0	12					80	92
ADRA Philippines	80	80							80	80
PRC - IFRC			0	12					0	12
SIBALEW			0	117					0	117
PRC - IFRC			0	117					0	117
SIGCAY	104	104	0	57	0	3			104	164
ADRA Philippines	104	104							104	104
PRC - IFRC			0	57	0	3			0	60
TABA-AO			40	71	0	5			40	76
IOM			40	40					40	40
PRC - IFRC			0	31	0	5			0	36
TABAYON			47	88	0	6			47	94
IOM			47	47					47	47
PRC - IFRC			0	41	0	6			0	47
YARP			0	0					0	0
TINAPUAY			0	36					0	36
PRC - IFRC			0	36					0	36
TORRALBA			125	158					125	158
IOM			125	125					125	125
PRC - IFRC			0	33					0	33
UGSOD			61	116					61	116
IOM			61	61					61	61
PRC - IFRC			0	55					0	55
VENTURANZA	88	88	0	43	0	15			88	146
ADRA Philippines	88	88							88	88
PRC - IFRC			0	43	0	15			0	58
Grand Total	2,196	2,196	405	1,781	0	164			2,601	4,141